



Changing Instructions


APS 113

The following remarks are made by reference to the pictures you sent. These special hints are for your system to get it into operation.

Adjust the Turning knobs for setting the zero position as it is described in the setup-instruction.



Connectors at the rear end of the amplifier.



At the front of the amplifier. You can remove the sticker and don't have to reposition it after use.

